



SPECIFICATIONS

	IC-A25N	IC-A25C
GENERAL		
NAV and COM	NAV and COM channels	COM channels
Frequency range		
Tx	118.000-136.992 MHz	118.000-136.992 MHz
Rx	108.000-136.992 MHz	118.000-136.992 MHz
Rx (Weather)	161.650-163.275 MHz	161.650-163.275 MHz
Number of memory channels	300 channels/15 groups	
Channel spacing	25/8.33 kHz	
Type of emission	6K00A3E, 5K60A3E, 16K0G3E (Weather)	
Power supply requirement	7.2 V DC (BP-288), 11.0 V DC (External DC Jack)	
Current drain (approximately)		
Tx High	Less than 1.8 A	
Rx Max. audio/Stand-by	Less than 500 mA/90 mA typ. (GPS, Bluetooth®, Light: OFF)	
Antenna impedance	50 Ω	
Operating temperature range	-10°C to +60°C; 14°F to 140°F	
Dimensions (WxHxD) (Projections not included)	58.9 x 148.4 x 31.8 mm; 2.3 x 5.8 x 1.3 in	
Weight (approximately)	384 g, 13.6 oz (with antenna and BP-288)	
TRANSMITTER		
Output power (at 7.2 V DC)	6.0/1.8 W typical (PEP/carrier)	
Audio harmonic distortion	Less than 10% (at 60% modulation)	
Ham and noise ratio	More than 35 dB	
Spurious emissions	More than 46 dB (Except operating frequency ±62.5 kHz in 25 kHz channel spacing.) (Except operating frequency ±20.825 kHz in 8.33 kHz channel spacing.)	
Frequency stability	±0.4 kHz	
RECEIVER		
Intermediate frequencies	46.35 MHz/450 kHz (1st/2nd)	
Sensitivity		
NAV/COM (6 dB S/N)	Less than 0 dBμ	
WX (12 dB SINAD)	Less than -8 dBμ	
Squelch sensitivity (at threshold)	Less than 0 dBμ (AM), Less than -5 dBμ (FM)	
Spurious response	More than 60 dB (AM), More than 30 dB (FM)	
Ham and noise	More than 35 dB (at 30% modulation)	
Audio output power	More than 350 mW (8 Ω load/60% modulation at 10% distortion)	
Ext. speaker connector	3-conductor 3.5 (d) mm (1/8")/8 Ω	
Measurements made in accordance with FCC Part 87. All stated specifications are subject to change without notice or obligation.		
Applicable U.S. Military Specifications		
Standard	MIL 810G	Procedure
Low Pressure	500.5	I, II
High Temperature	501.5	I, II
Low Temperature	502.5	I, II
Temperature Shock	503.5	I-C
Solar Radiation	505.5	I
Rain Blowing/Drip	506.5	I, III
Humidity	507.5	II
Salt Fog	509.5	-
Dust Blowing	510.5	I
Immersion	512.5	I
Vibration	514.6	I
Shock	516.6	I, IV
Also meets equivalent MIL-STD-810-C, -D, -E and -F.		
Ingress Protection Standard		
Dust and Water	IP57 (Dust-protection and Waterproof* protection) * One meter depth for 30 minutes.	

Icom, Icom Inc. and Icom logo are registered trademarks of Icom Incorporated (Japan) in Japan, the United States, the United Kingdom, Germany, France, Spain, Russia, Australia, New Zealand, and/or other countries. Android and Google Play are registered trademarks or trademarks of Google Inc. Windows is either a registered trademark or a trademark of Microsoft Corporation in the United States and/or other countries. The Bluetooth® word mark and logos are registered trademarks owned by Bluetooth SIG, Inc. and any use of such marks by Icom Inc. is under license. IOS is a trademark or registered trademark of Cisco in the U.S. and other countries and is used under license. App Store is a service mark of Apple Inc. 3M, PELTOR, and WS are trademarks of 3M Company. All other trademarks are the properties of their respective holders.

Icom Inc. 1-1-32, Kamiminami, Hirano-Ku, Osaka 547-0003, Japan Phone: +81 (06) 6793 5302 Fax: +81 (06) 6793 0013 www.icom.co.jp/world

Count on us!

Icom America Inc.
12421 Willows Road NE,
Kirkland, WA 98034, U.S.A.
Phone: +1 (425) 454-8155
Fax: +1 (425) 454-1509
E-mail: sales@icomamerica.com
URL: <http://www.icomamerica.com>

Icom (Europe) GmbH
Communication Equipment
Auf der Krautweide 24
65812 Bad Soden am Taunus, Germany
Phone: +49 (6196) 76685-0
Fax: +49 (6196) 76685-50
E-mail: info@icom-europe.com
URL: <http://www.icomeurope.com>

Icom Canada
Glenwood Centre #150-6165
Highway 17A, Delta, B.C.,
V4K 5B8, Canada
Phone: +1 (604) 952-4266
Fax: +1 (604) 952-0090
E-mail: info@icomcanada.com
URL: <http://www.icomcanada.com>

Icom Spain S.L.
Ctra. Rubí, No. 88 "Edificio Can Castanyer"
Bajos A 08174, Sant Cugat del Valles,
Barcelona, Spain
Phone: +34 (93) 590 26 70
Fax: +34 (93) 589 04 46
E-mail: icom@icomspain.com
URL: <http://www.icomspain.com>

Icom Brazil
Rua Itororó, 444 Padre Eustáquio
Belo Horizonte MG,
CEP: 30720-450, Brazil
Phone: +55 (31) 3582 8847
Fax: +55 (31) 3582 8987
E-mail: sales@icombrazil.com

Icom (UK) Ltd.
Blacksale House, Atira Park,
Herne Bay, Kent, CT16 6ZZ, U.K.
Phone: +44 (0) 1227 741741
Fax: +44 (0) 1227 741742
E-mail: info@icomuk.co.uk
URL: <http://www.icomuk.co.uk>

Icom France s.a.s.
Zac de la Plaine,
1 Rue Brindejonc des Moulinais, BP 45804,
31505 Toulouse Cedex 5, France
Phone: +33 (5) 61 36 03 03
Fax: +33 (5) 61 36 03 00
E-mail: icom@icom-france.com
URL: <http://www.icom-france.com>

Icom (Australia) Pty. Ltd.
Unit 1 / 103 Garden Road,
Clayton, VIC 3168 Australia
Phone: +61 (03) 9549 7500
Fax: +61 (03) 9549 7505
E-mail: sales@icom.net.au
URL: <http://www.icom.net.au>

Shanghai Icom Ltd.
No.101, Building 9, Caifuxingyuan Park,
No.188 Maoting Road, Chedun Town,
Songjiang District, Shanghai, 201611, China
Phone: +86 (021) 6153 2766
Fax: +86 (021) 5765 9987
E-mail: bjicom@bjicom.com
URL: <http://www.bjicom.com>

OPTIONS

<p>BATTERY PACK AND CASE</p> <p>BP-288 Li-Ion 7.2 V 2200 mAh (min.) 2350 mAh (typ.) Waterproof</p> <p>BP-289 Battery case 6 x LR6 (AA). Water resistance</p>	<p>RAPID CHARGER</p> <p>BC-123S* Charges the BP-288 in approximately 3 hours.</p> <p>BC-224 Charges the BP-288 in approximately 3 hours.</p> <p>* SA for USA version. SE for Europe version.</p>	<p>CIGARETTE LIGHTER CABLE</p> <p>CP-20 To operate from a 12 or 24 V DC power source socket.</p>
<p>SPEAKER MICROPHONE</p> <p>HM-231 Waterproof</p>	<p>BELT CLIP</p> <p>MB-133</p>	<p>LEATHER BELT HANGERS</p> <p>MB-96N Swivel type.</p> <p>MB-96F Fixed type.</p> <p>MB-96FL Long type.</p>
<p>Bluetooth® HEADSET</p> <p>VS-3 The side tone function when connected to radio.</p>	<p>HEADSET ADAPTER CABLE</p> <p>OPC-2379</p>	<p>PROGRAMMING CABLE</p> <p>OPC-478UC USB type. OPC-2144 plug adapter cable required.</p>
<p>ANTENNA</p> <p>• FA-B02AR : Same as supplied.</p> <p>APPLICATION/SOFTWARE</p> <p>• RS-AERO1A*1 : Android™ application software for flight planning.</p> <p>• RS-AERO11*2 : iOS™ application software for flight planning.</p> <p>• CS-A25 : Programming software for Windows® PC.</p> <p>*1 The application for Android™ can be downloaded free from Google Play™.</p> <p>*2 The application for iOS™ can be downloaded free from App Store.</p> <p>Supplied accessories: (* Not supplied or may differ depending on the radio version.)</p> <ul style="list-style-type: none"> • BP-288 battery pack • BP-289 battery case* • BC-224 rapid charger • BC-123SA/SE AC adapter for BC-224* • OPC-2379* headset adapter • FA-B02AR antenna • MB-133 belt clip • Hand strap 		

VHF AIR BAND TRANSCEIVERS

6 W (PEP) Powerful Air Band Radio
with Built-in GPS and Bluetooth®



IC-A25N
(NAV & COM channels)

IC-A25C
(COM channels)



Redefining VHF Airband Communication from the Ground Up



Navigation Functions

(for the IC-A25N)

Built-in GPS with Simplified Waypoint NAV

The simplified waypoint NAV guides you to a destination by using current position information from GPS (also GLONASS and SBAS). The waypoint NAV has two functions: Direct-To NAV and Flight Plan NAV. In the Direct-To NAV, the IC-A25N directly guides you to a specified waypoint. In the Flight Plan NAV, the transceiver guides you to a sequential series of waypoints. Up to 10 flight plans and 300 waypoints can be memorized in the IC-A25N. Position information imported from an Android/iOS device* can be used as a waypoint.



Waypoint NAV screen

* RS-AERO1A/RS-AERO1I required.

Flight Plans with Android™ /iOS™ App

Using the RS-AERO1A (Android) or RS-AERO1I (iOS) application, you can make flight plans on an Android/iOS device and import the plan into the IC-A25N via Bluetooth®. The following four functions are available:

1. Create a flight plan

You can make flight plans on an Android/iOS device by using preprogrammed waypoints.

2. Set Direct-To NAV

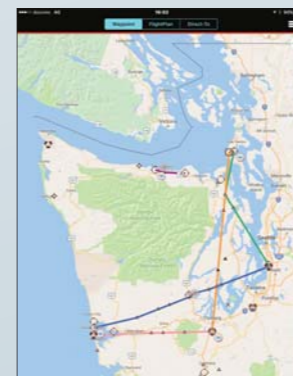
You can select a point on the map and export it to the IC-A25N for Direct-To NAV.

3. Display flight plan information

A flight plan in the IC-A25N can be displayed on an Android/iOS device.

4. Display waypoint information

Preprogrammed waypoints can be exported to an Android/iOS device and plotted on an map application.



RS-AERO1I map screen example ©2017 Google-Map data ©2017 Google

VOR Navigation Functions

The **CDI (Course Deviation Indicator)** is detailed like a real VOR instrument, and displays any deviation from your course.

The **OBS (Omni Bearing Selector)** enables you to change course from the original flight plan.

The **TO-FROM indicator** shows the position relationship between your aircraft and the course selected by the OBS.


The **ABSS (Automatic Bearing Set System)** function enables you to set the current course as a new course in two simple steps.



VOR screen

Near Station Search Function

The near station search function assists you in accessing nearby ground stations. The function searches for nearby stations using the station memories that have GPS position information. To use the near station search function, location data and frequencies of the ground stations must be programmed.



Near station search function screen

General Functions

Class-Leading High Power RF Output

Output power is increased to approximately 6 W typical (PEP) and 1.8 W typical (carrier) compared to the IC-A24 (5/1.5 W (PEP/carrier)). This expands the communication coverage and enhances the safety of aircraft operation.

Easy-to-Use Interface

Often used functions are assigned to the keypad and you can directly access a desired function. The enlarged flat sheet keypad offers smooth and swift operation.

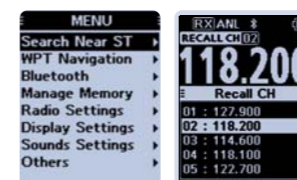
After pushing the [F] key, you can directly access a function printed in orange on the keypad.

* Photo is of the IC-A25N.



2.3 inch Large High Visibility LCD

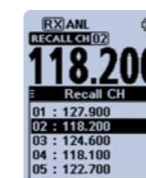
The large and high visibility LCD provides user-friendly, graphic screens. The night mode option enables easy viewing in the dark. The operating frequency in large characters can be recognized at a glance.



Menu screen Night mode screen

“Flip-Flop” Channel Recall

The IC-A25N/C stores the last 10 channels used. You can easily recall those channels by using the directional keys or the channel knob on the top panel. This is convenient for switching between several channels, such as NAV and COM channels.



Recall channel screen

Built-in Bluetooth® for Hands-Free Operation (IC-A25N)

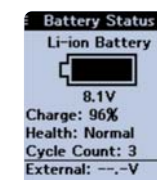
A third-party wireless Bluetooth® headset, like a 3M™ Peltor™ WS™ 5*, provides convenient hands-free operation. Also, by using the optional VS-3 Bluetooth® headset, the side tone function can be used.

* Compatibility not guaranteed.

Intelligent Battery with Detailed Battery Status

The supplied BP-288, 2350 mAh (typical) intelligent battery pack, provides up to 10.5 hours* of operating time. You can check the condition of the battery pack in the battery status screen. It is very useful for optimum charging and battery health maintenance.

* Typical operation with Tx: Rx (Max.audio): standby=5:5:9.0. (Bluetooth® OFF, GPS ON)



Detailed battery information screen

Other Features

- IP57 dust-protection and waterproof construction
- Operate with six AA size alkaline batteries with the BP-289 battery case
- BNC antenna
- 121.5 MHz emergency key
- Weather channels
- Priority watch
- VFO scan, memory channel scan, priority scan
- ANL (Auto Noise Limiter) for noise reduction
- Side tone function
- Internal VOX capability
- 300 memory channels (in 15 memory groups) with 12 character names
- 8.33 kHz channel spacing

VHF AIR BAND TRANSCEIVERS

IC-A25N (NAV & COM channels)
IC-A25C (COM channels)

